



SDS-100B/C/Dxx Series

100W, Single Output

24V / 48V / 96V DC Input

SUNPOWER TECHNOLOGY CORP.

16F-1, No.150, Jian 1st Rd., Zhonghe Dist., New Taipei City 235, Taiwan (R.O.C.)

TEL: 886-2-8226-3100 FAX: 886-2-8226-3111

http://www.sunpower.com.tw

E-mail: sunpower@sunpower.com.tw

198 x 95 x 38 mm

7.80 x 3.74 x 1.50 inch



Features:

- * Power ON with LED indicator
- * Input and output isolation
- * Soft start function, low inrush current
- * Non min. load requirement
- * Input over voltage and under voltage protection
- * Input polarity reverse protection
- * Over voltage, over load & short circuit protection
- * FR4 glass epoxy double side circuit board, meet to UL-94V0, which could work in an environment with high vibration
- * Output voltage $\pm 10\%$ adjustment
- * 100% full load burn-in test
- * Meet LVD standard (only for SDS-100B & SDS-100Cxx series)
- * 2 years warranty

Specification:

	Model NO.	SDS-100Bxx Ser.		SDS-100Cxx Ser.		SDS-100Dxx Ser.	
INPUT	Voltage	19 ~ 36V DC (Typical 24V)		36 ~ 72V DC (Typical 48V)		72 ~ 144V DC (Typical 96V)	
	Current	<8A @ 19V DC		<4A @ 36V DC		<2A @ 72V DC	
	Inrush Current	<30A@24V DC		<30A@48V DC		<30A@96V DC	
	Protection	Ceramic Fuse 12A/125V		Ceramic Fuse 6.3A/125V		Ceramic Fuse 4A/250V	
OUTPUT	Voltage	3.3V	5V	12V	24V	48V	
	Min Load	0A	0A	0A	0A	0A	
	Max Load	25A	20A	8.5A	4.2A	2.1A	
	Output Tolerance ②	$\pm 3\%$	$\pm 2\%$	$\pm 1\%$	$\pm 1\%$	$\pm 1\%$	
	Ripple Noise MAX. ③	70mV	70mV	120mV	200mV	250mV	
	Efficiency (TYP.)	68%	72%	75%	78%	84%	
	Output MAX.	83W	100W	100W	100W	100W	
PROTECTION	Over Voltage	3.8~ 4.6V	5.8~ 7.0V	13.8~16.8V	27.6~33.6V	55.2~67.2V	
		Hiccup and recovers automatically after the fault is removed.					
	OverLoad & ShortCircuit	When power supply over 105%~ 180% max load or short circuit acted, power supply will go into hiccup mode and recover automatically after the fault is removed.					
ELEC. CHAR.	Input Voltage	SDS-100B	Under voltage protection : <15V~17V ; over voltage protection : >37V ~ 42V				
		SDS-100C	Under voltage protection : <32V~35V ; over voltage protection : >73V ~ 78V				
ENVIRONMENT	Temperature ④	Operating: -10~70°C; De-rating: 50°C ~70°C : 2.5%/°C. ; Storage: -20~+85°C					
	Humidity	Operating: 20% ~ 90% RH (non condensing); Storage: 10% ~ 95% RH (non condensing)					
SAFETY	Withstand voltage	I/P-O/P:2.0KVAC, I/P-FG:1.5KVAC, 1minute					
	Isolation resistance	I/P-O/P, I/P-FG, > 100MΩ/500VDC at 25°C / 70% RH					
EMC	EMI	EN 55022 CLASS B、FCC CFR 47 PART 15 CLASS B、CNS 13438 CLASS B.					
	EMS	EN 55024 : EN 61000-4-2,3,4,6,8 ; ENV 50204					
OTHERS	Cooling	Natural Cooling.					
	M.T.B.F.	262 K hours					
	Dimension	198 x 95 x 38 mm (L*W*H)					
	Packing	N.W.: 0.75 Kg / 1pc; 24pcs/ 1.22 CUFT / 1 CTN					

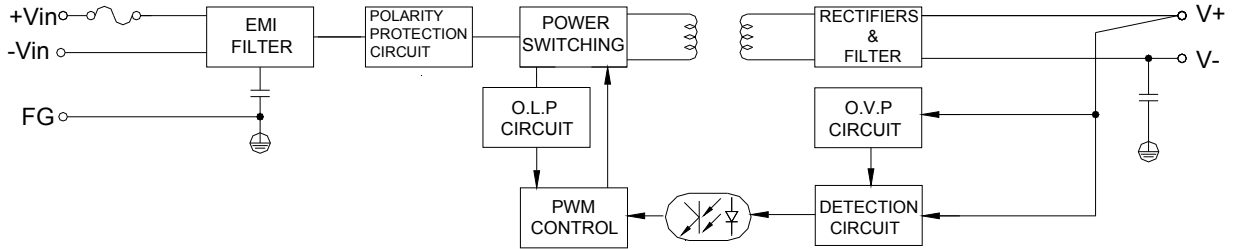
- NOTE
- ① All measurements which not mentioned are based on 24V/48V/96VDC input, **output Max** at ambient 25°C / 70%RH
 - ② Output tolerance included set up voltage, line regulation and load regulation.
 - ③ Ripple & noise are measured at 21~36V/42~72V/82~144VDC input with 10~50°C condition and 20MHz of bandwidth by terminated using a 10" ~15" twisted pair-wire with a 0.1uF & a 47uF parallel capacitor.
 - ④ The operating temperature shall follow the de-rating curve in spec
 - ⑤ The power supply is considered a component of end-equipment. The end-equipment must be re-confirmed whether comply with EMC directives.



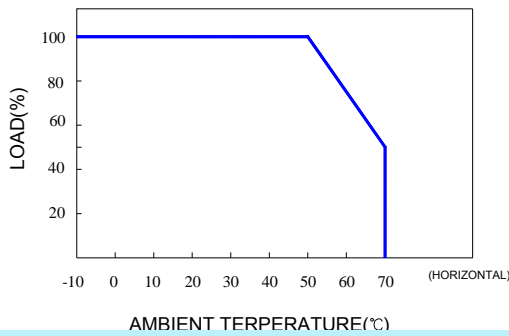
SUNPOWER TECHNOLOGY CORP.
 16F-1, No.150, Jian 1st Rd., Zhonghe Dist., New Taipei City 235, Taiwan (R.O.C.)
 TEL: 886-2-8226-3100 FAX: 886-2-8226-3111
 http://www.sunpower.com.tw
 E-mail: sunpower@sunpower.com.tw

SDS-100B/C/Dxx Series

Block Diagram : DS1

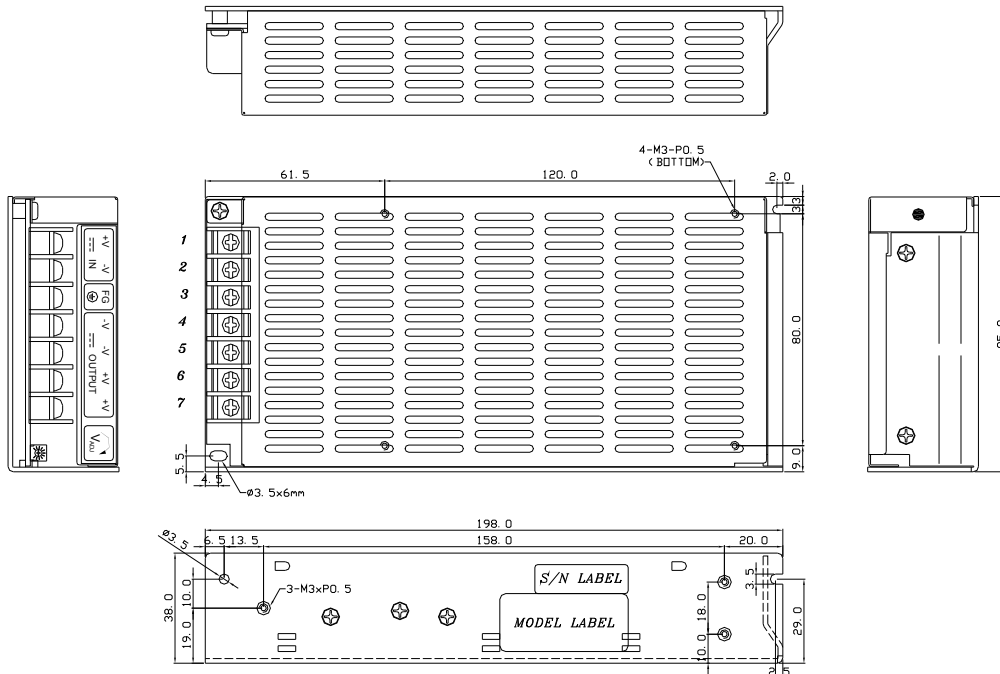


De-rating Curve :



Dimension:

(Unit: mm)



NOTES:

TERMINAL BLOCK: 7P, PITCH 9.5mm with pc cover

MODEL No.	1	2	3	4	5	6	7
SDS-100B/C/Dxx	+Vin	-Vin	FG	-V	-V	+V	+V